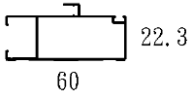
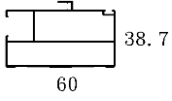
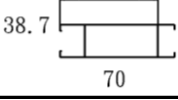
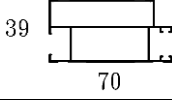
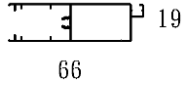
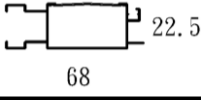
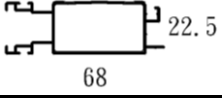
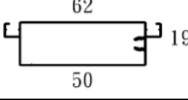
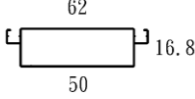
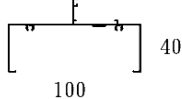


項次	型號	擠型(mm)	長度(M)	下限(kg/支)	上限(kg/支)	備註
1	S101		6	5.39	5.96	外立
2	S102		6	6.51	7.20	外下
3	S102B		6	6.59	7.28	外下
4	S103		6	4.05	4.47	外立
5	S103A		6	4.99	5.52	外立
6	S105		6	10.59	11.70	外中腰
7	S106		6	2.56	2.83	外立補料
8	S111		6	3.90	4.31	外框固定支
9	S135		6	11.27	12.46	上活下固中腰
10	S145		6	6.02	6.66	固定中腰
11	S112		6	3.36	3.72	併料
12	S851		6	2.46	2.72	內上
13	S152		6	4.25	4.69	內下
14	S162		6	3.24	3.59	內下
15	S853		6	2.96	3.28	內立
26	S194		6	4.76	5.26	內橫 (配合S868)

項次	型號	擠型(mm)	長度(M)	下限(kg/支)	上限(kg/支)	備註
16	S154		6	3.22	3.56	內框小鈎料
17	S164		6	4.73	5.23	內框大鈎料
18	S165		6	4.64	5.13	內框碰支
19	S165A		6	5.33	5.89	內框碰支 (有毛刷溝)
20	S181		6	2.87	3.17	紗窗橫料
21	S183		6	2.93	3.24	紗窗立料
22	S183D		6	3.31	3.66	紗窗立料 (有毛刷溝)
23	S185		6	2.36	2.60	紗窗中腰料 (有螺絲孔)
24	S185A		6	2.09	2.31	紗窗中腰料
25	S193A		6	4.74	5.24	外框