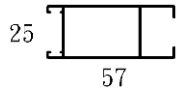
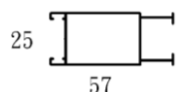
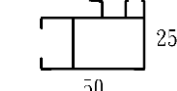
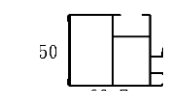

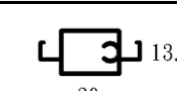
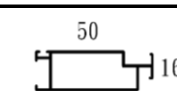
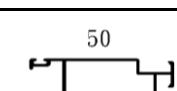
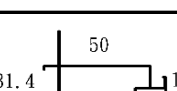



項次	型號	擠型(mm)	長度(M)	下限(kg/支)	上限(kg/支)	備註
1	1101A		6	6.25	6.91	外上(有止風板)
2	1102		6	7.43	8.21	外下
3	1103		6	4.08	4.51	外立
4	1104		6	4.08	4.51	外立
5	8903E		6	4.20	4.64	外立(左右共用)
6	1105A		6	13.06	14.44	外中腰
7	1106A		6	11.49	12.70	上固下活中腰
8	1019		6	3.85	4.25	併料
9	1019A		6	3.87	4.28	併料
10	1181		6	3.06	3.38	內上
11	1191		6	3.10	3.43	內上
12	1182		6	3.13	3.46	內下(小)
13	1192		6	3.25	3.59	內下(小)
14	1193		6	3.78	4.18	內下(大)
15	1184		6	2.61	2.89	內中腰
16	1185		6	3.24	3.59	內立(有引手)

項次	型號	擠型(mm)	長度(M)	下限(kg/支)	上限(kg/支)	備註
17	1185A		6	3.30023	3.64762	內立
18	1185B		6	2.92112	3.2286	內立(雙引手)
19	1186		6	3.23707	3.57782	內立(小鈎)
20	1187		6	5.84909	6.46478	內立(大鈎)
21	1187A		6	5.69552	6.29504	內立碰支
22	1188		6	1.64212	1.81497	紗窗中腰
23	1189		6	2.19145	2.42213	紗窗立料
24	1189A		6	2.35188	2.59944	紗窗立料
25	1189B		6	2.76428	3.05526	紗窗立料
26	7806		6	2.05697	2.2735	紗窗橫料