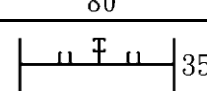
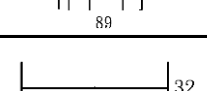
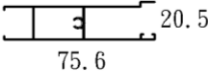
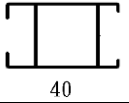
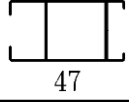
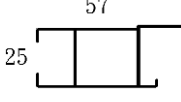
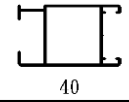
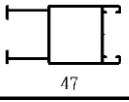
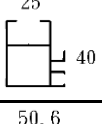

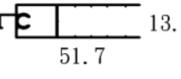
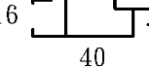
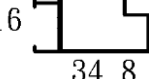
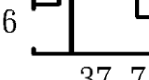


項次	型號	擠型(mm)	長度(M)	下限(kg/支)	上限(kg/支)	備註
1	8901		6	4.10	4.53	外上
2	8901A		6	4.11	4.54	外上(有止風板)
3	8901B		6	4.04	4.46	外上
4	8901C		6	4.40	4.86	外上
5	8902		6	5.09	5.62	外下
6	8903		6	3.32	3.67	外立
7	8903A		6	3.26	3.60	外立
8	8903D		6	3.81	4.22	外立(左右共用)
9	8904		6	8.26	9.12	外中腰
10	8904A		6	8.32	9.19	外中腰(有止風板)
11	8904D		6	7.41	8.19	上活下固中腰
12	8904E		6	8.32	9.19	上固下活中腰
13	8119		6	2.36	2.61	8公分併料
14	8119A		6	3.95	4.36	雙用併料
15	8905		6	1.98	2.19	內上
16	8906		6	2.36	2.61	內下(小)

項次	型號	擠型(mm)	長度(M)	下限(kg/支)	上限(kg/支)	備註
17	8907		6	3.45	3.81	內下(大)
18	8908		6	2.41	2.67	內立(4公分)
19	8908A		6	2.64	2.92	內立(4.7公分)
20	8908B		6	2.78	3.07	內立
21	8909		6	2.49	2.75	內立(有引手)
22	8909A		6	2.68	2.96	內立(雙引手)(4.7公分)
23	8910		6	2.84	3.14	內立(小鉤)
24	8911		6	4.05	4.48	內立(大鉤)
25	7806		6	2.06	2.27	紗窗橫料
26	7807		6	1.85	2.04	紗窗立料(4公分)
27	7807A		6	1.60	1.77	紗窗立料(3.5公分)
28	7807C		6	1.71	1.89	紗窗立料(3.8公分)