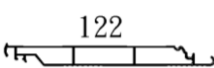
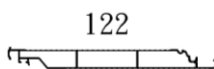
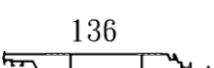
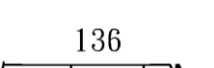
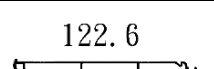

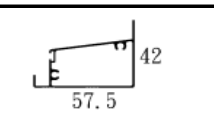
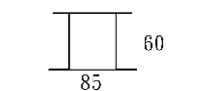

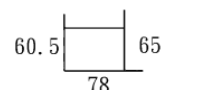
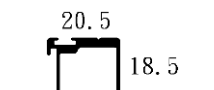
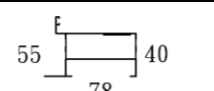
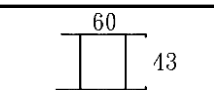
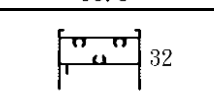
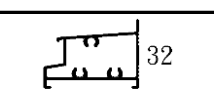
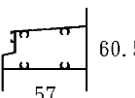


| 項次 | 型號 | 擠型(mm) | 長度(M) | 下限(kg/支) | 上限(kg/支) | 備註 |
|----|--------|--|-------|----------|----------|------------|
| 1 | 6681 |  44.5 56.6 | 6.0 | 4.80 | 5.30 | 外上 |
| 2 | 6682 |  44.5 56.6 | 6.0 | 4.43 | 4.90 | 外下 |
| 3 | 6683 |  66 70 60 | 6.0 | 4.88 | 5.39 | 外立邊料 |
| 4 | 4960 |  60.7 64.7 85 | 6.0 | 4.67 | 5.16 | 外立包料 |
| 5 | CL049 |  60 57.4 | 6.0 | 4.51 | 4.98 | 外上下 |
| 6 | CL050 |  60 83.5 | 6.0 | 5.28 | 5.84 | 外上 (包邊) |
| 7 | 6451 |  69 60 | 6.0 | 4.10 | 4.53 | 外立邊料 |
| 8 | 6452 |  48 57.4 | 6.0 | 4.18 | 4.62 | 外上 |
| 9 | 6453 |  48 57.4 | 6.0 | 4.25 | 4.70 | 外下 |
| 10 | CL048 |  20.5 18.5 | 6.0 | 1.12 | 1.24 | 百葉連桿座 |
| 11 | ML1208 |  20.5 18.5 | 6.0 | 1.44 | 1.60 | 百葉連桿座 |
| 12 | 6430 |  19.3 18 | 6.0 | 1.41 | 1.56 | 百葉連桿座 |
| 13 | 6419 |  12 3 | 6.0 | 0.58 | 0.65 | 百葉連桿 |
| 14 | 3219 |  9.8 30.19 | 6.0 | 1.20 | 1.33 | 紗窗料 |
| 15 | ML1209 |  30.14 10.1 | 6.0 | 1.28 | 1.42 | 紗窗料 |
| 16 | 3328 |  16.6 8 | 6.0 | 0.76 | 0.83 | 中腰 |

| 項次 | 型號 | 擠型(mm) | 長度(M) | 下限(kg/支) | 上限(kg/支) | 備註 |
|----|--------|---|-------|----------|----------|----------------|
| 17 | ML1200 |  | 6.0 | 4.35 | 4.80 | 葉片 |
| 18 | ML1201 |  | 6.0 | 4.23 | 4.68 | 葉片(全波紋) |
| 19 | ML1202 |  | 6.0 | 4.76 | 5.26 | 葉片 |
| 20 | ML1213 |  | 6.0 | 4.74 | 5.24 | 葉片(全波紋) |
| 21 | ML1214 |  | 6.0 | 4.18 | 4.62 | 葉片 |
| 22 | ML1212 |  | 6.0 | 2.83 | 3.12 | 葉片 |
| 23 | ML1203 |  | 6.0 | 3.38 | 3.74 | 外下 |
| 24 | ML1204 |  | 6.0 | 4.54 | 5.01 | 外立中腰 |
| 25 | ML1205 |  | 6.0 | 4.04 | 4.46 | 外立邊料 |
| 26 | ML1206 |  | 6.0 | 4.33 | 4.78 | 外立包邊 |
| 27 | ML1208 |  | 6.0 | 1.44 | 1.60 | 百葉連桿座 |
| 28 | ML1210 |  | 6.0 | 5.35 | 5.91 | 框料 |
| 29 | ML1211 |  | 6.0 | 3.46 | 3.83 | 框料 |
| 30 | 6051 |  | 6.0 | 3.35 | 3.70 | (門片用) 小百葉外立 |
| 31 | 6052 |  | 6.0 | 3.06 | 3.38 | (門片用) 小百葉外上 |
| 32 | 6053 |  | 6.0 | 2.91 | 3.22 | (門片用) 小百葉外下 |

| 項次 | 型號 | 擠型(mm) | 長度(M) | 下限(kg/支) | 上限(kg/支) | 備註 |
|----|-------|---|-------|----------|----------|------|
| 33 | 6054 |  | 6.0 | 2.03 | 2.24 | 小百葉片 |
| 34 | CL047 |  | 6.0 | 1.57 | 1.73 | 小百葉片 |
| 35 | 6447 |  | 6.0 | 2.89 | 3.20 | 葉片 |
| 36 | 4865 |  | 6.0 | 3.81 | 4.21 | 葉片 |
| 37 | 6415 |  | 6.0 | 2.83 | 3.12 | 葉片 |
| 38 | 6415A |  | 6.0 | 2.67 | 2.96 | 葉片 |
| 39 | 4950A |  | 6.0 | 3.09 | 3.41 | 葉片 |
| 40 | 4943 |  | 6.0 | 3.08 | 3.41 | 補料 |
| 41 | 4943A |  | 6.0 | 2.93 | 3.24 | 補料 |
| 42 | 4949 |  | 6.0 | 2.90 | 3.20 | 補料 |
| 43 | 6039 |  | 6.0 | 5.03 | 5.55 | 補料 |
| 44 | 6420 |  | 6.0 | 5.35 | 5.91 | 外立包邊 |
| 45 | 6421 |  | 6.0 | 5.15 | 5.69 | 外橫中腰 |
| 46 | 6427 |  | 6.0 | 4.45 | 4.92 | 外下 |
| 47 | 6426 |  | 6.0 | 4.38 | 4.85 | 外下 |
| 48 | 6428 |  | 6.0 | 4.34 | 4.80 | 外上 |

