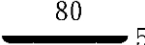

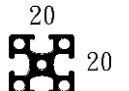
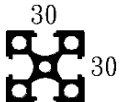
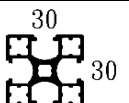
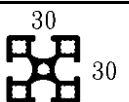
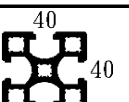
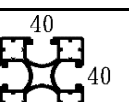
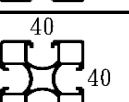
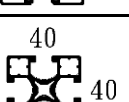
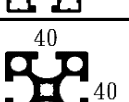
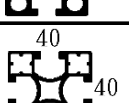
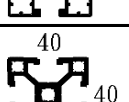
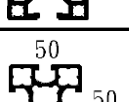
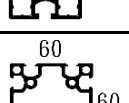
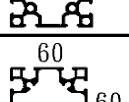
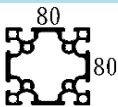
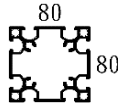
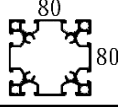
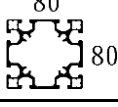
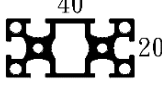
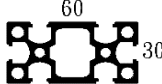
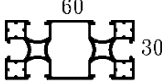


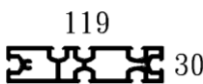

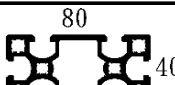
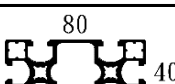
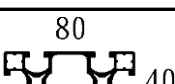
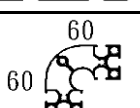
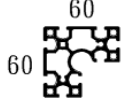


項次	型號	擠型(mm)	長度(M)	下限(kg/支)	上限(kg/支)	備註
1	CH0580P		6.0	6.34	7.01	推窗併科
2	PH1530		6.0	3.96	4.38	
3	CH2020		6.0	2.85	3.15	
4	CH3030		6.0	6.31	6.97	
5	CH3030A		6.0	4.79	5.29	
6	PH1950		6.0	6.11	6.75	
7	CH4040		6.0	10.91	12.06	
8	CH4040A		6.0	7.59	8.39	
9	CH4040B		6.0	6.39	7.06	
10	PH3387		6.0	8.40	9.29	
11	PH4040		6.0	11.39	12.58	
12	PH4040A		6.0	7.78	8.59	
13	PH4040B		6.0	10.05	11.11	
14	PH5050		6.0	13.25	14.64	
15	CH6060		6.0	16.27	17.98	
16	PH1952		6.0	14.94	16.51	

項次	型號	擠型(mm)	長度(M)	下限(kg/支)	上限(kg/支)	備註
17	CH8080		6.0	30.55	33.77	
18	CH8080A		6.0	24.85	27.46	
19	CH8080B		6.0	22.58	24.96	
20	PH8080		6.0	21.99	24.31	
21	CH2040		6.0	5.05	5.58	
22	CH3060		6.0	10.88	12.02	
23	CH3060B		6.0	7.06	7.80	
24	PH1951		6.0	9.82	10.85	
25	CH3090		6.0	15.41	17.03	
26	CH30119		6.0	22.21	24.55	
27	CH4080		6.0	19.86	21.95	
28	CH4080A		6.0	17.69	19.55	
29	CH4080B		6.0	14.78	16.34	
30	PH3388		6.0	14.70	16.25	
31	PH1601		6.0	12.16	13.44	
32	PH6630		6.0	14.11	15.59	

雜類(模組)

項次	型號	擠型(mm)	長度(M)	下限(kg/支)	上限(kg/支)	備註
33	PH8840		6.0	25.80	28.51	
34	PH1905		6.0	5.26	5.82	